



# **CCSSE 2012 Findings for Grossmont College Focus on Less than Full- Time Students**



# What is Student Engagement?

---

...the amount of time and energy students invest in meaningful educational practices

...the institutional practices and student behaviors that are highly correlated with student learning and retention

Research shows that the more actively engaged students are—with college faculty and staff, with other students, and with the subject matter they study—the more likely they are to learn and persist toward achieving their academic goals. Student engagement, therefore, is a valuable yardstick for assessing whether, and to what extent, an institution is employing educational practices likely to produce successful results—more students across all subgroups achieving their academic goals.





# Student Respondent Profile at Grossmont College

# Full/Part Time (Unit Load) Status Report for GC

California Community Colleges  
Chancellor's Office

	Fall 2009	Fall 2010	Fall 2011
	Student Count (%)	Student Count (%)	Student Count (%)
Grossmont Total			
0.1 - 2.9	4.16%	3.96%	3.67%
3.0 - 5.9	24.72%	23.39%	22.51%
6.0 - 8.9	17.74%	19.01%	19.68%
9.0 - 11.9	15.54%	17.72%	18.87%
12.0 -14.9	28.48%	27.63%	26.92%
15 +	9.08%	8.08%	8.13%
Non-Credit	0.28%	0.21%	0.21%

---

# Community College Survey of Student Engagement

## Spring 2012







# CCSSE Benchmarks

# CCSSE Benchmarks for Effective Educational Practice

---

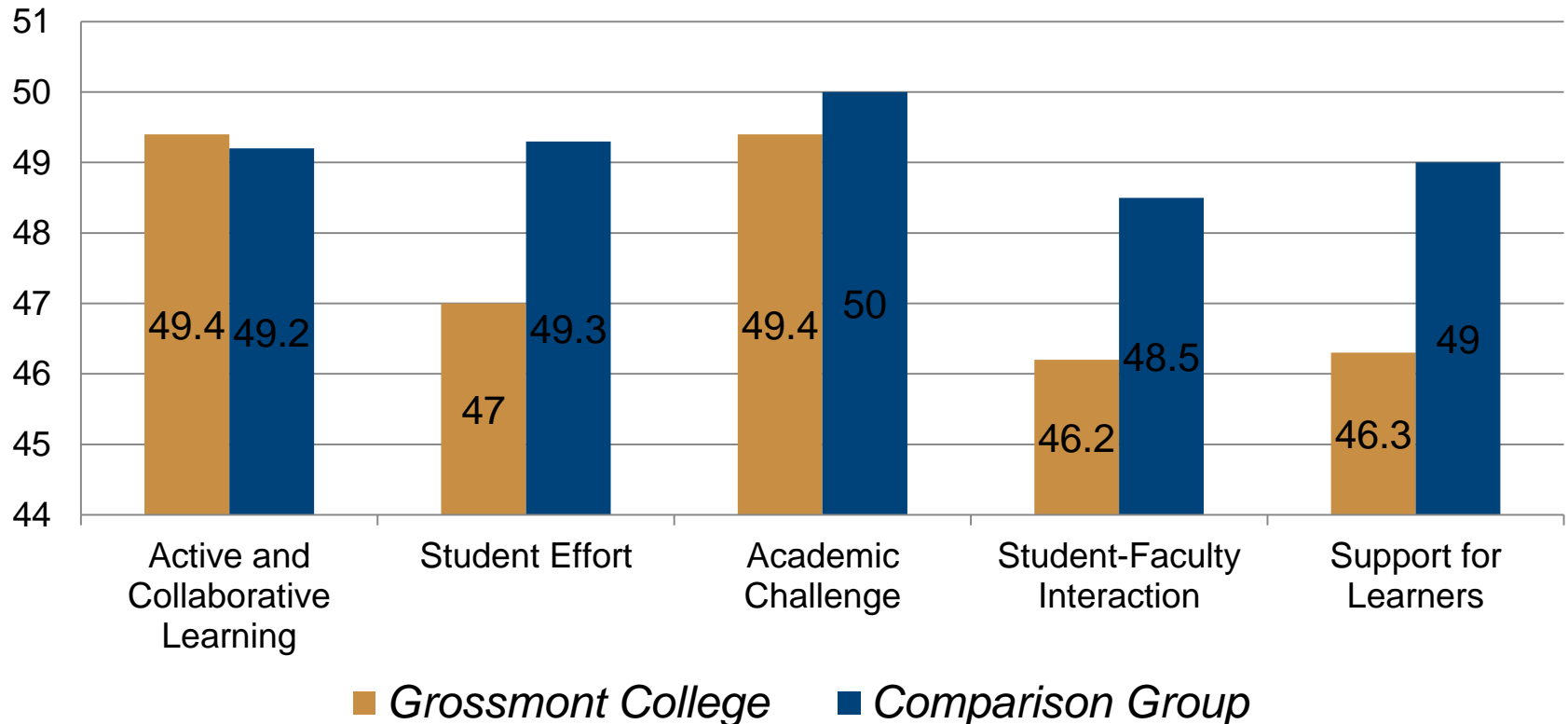
The five *CCSSE* benchmarks are

- Active and Collaborative Learning
- Student Effort
- Academic Challenge
- Student-Faculty Interaction
- Support for Learners



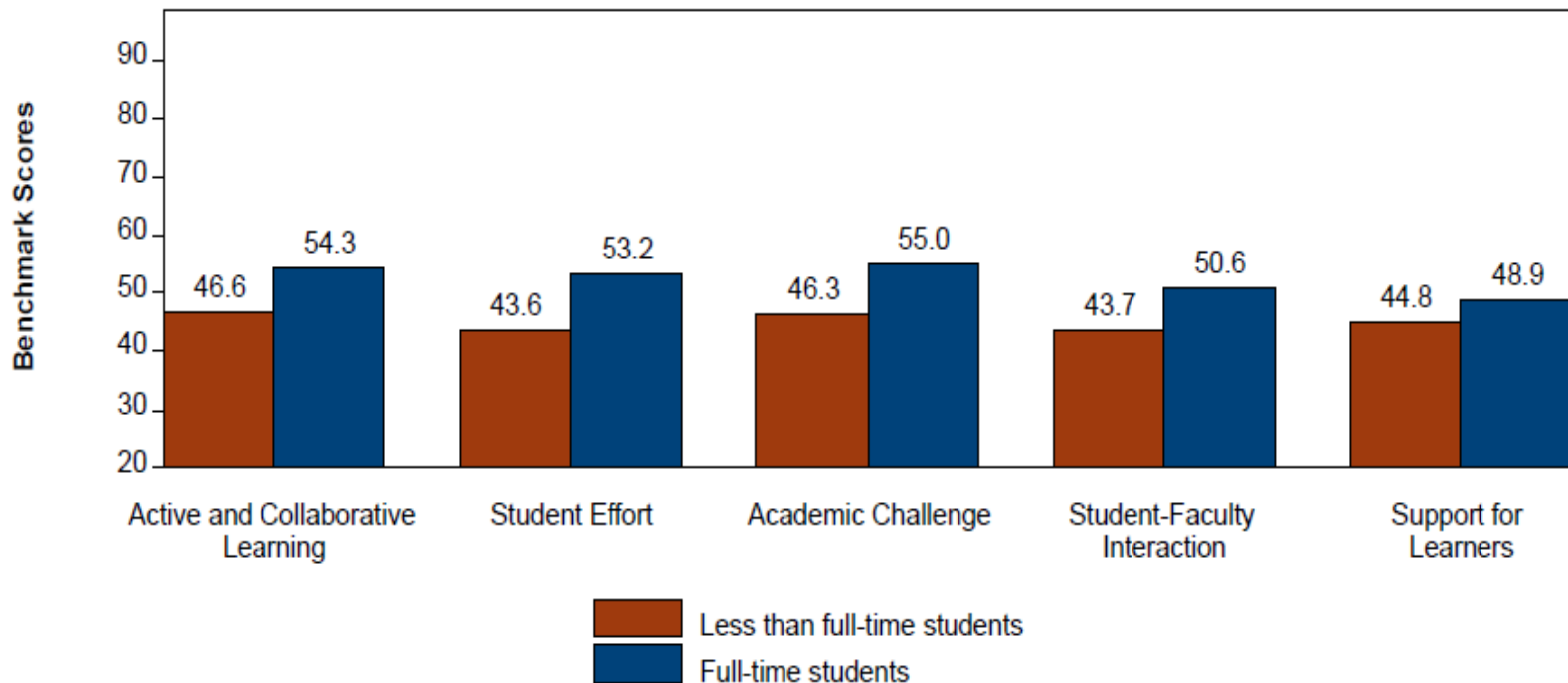
# CCSSE Benchmarks for Effective Educational Practice

## CCSSE Benchmark Scores for Grossmont College compared to Comparison Groups



Source: 2012 CCSSE data

# Benchmarks comparison FT vs PT students



# Active and Collaborative Learning

---

- During the current school year, how often have you:
  - Asked questions in class or contributed to class discussions
  - Made a class presentation
  - Worked with other students on projects during class
  - Worked with classmates outside of class to prepare class assignments

*Source: 2012 CCSSE data*

# Active and Collaborative Learning

---

During the current school year, how often have you:

Less than full time

Full time

Asked questions in class or contributed to class discussions

59%

59%

Made a class presentation

24%

37%

Worked with other students on projects during class

47%

53%

Worked with classmates outside of class to prepare class assignments

22%

29%

Students who responded often or very often

# Student Effort

---

- During the current school year, how often have you:
  - Prepared two or more drafts of a paper or assignment before turning it in
  - Worked on a paper or project that required integrating ideas or information from various sources
  - Skipped class
  - Come to class without completing readings or assignments
  - Used peer or other tutoring services
  - Used skill labs
- During the current school year:
  - How many hours did you spend in a typical week preparing for class (studying, reading, writing, rehearsing, or other activities related to your program)

*Source: 2012 CCSSE data*

# Student Effort

During the current school year, how often have you:	Less than full time	Full time
Prepared two or more drafts of a paper or assignment before turning it in	44%	58%
Worked on a paper or project that required integrating ideas or information from various sources	54%	72%
Skipped Class	6%	7%
Come to class without completing readings or assignments	14%	19%
Used peer or other tutoring services	29%	37%
Used skill lab	29%	43%
How many hours did you spend in a typical week preparing for class (studying, reading, writing, rehearsing, or other activities related to your program) Saying 5 or less hours	51%	33%

Students who responded often or very often

# Academic Challenge

---

- During the current school year, how often have you:
  - Worked harder than you thought you could to meet an instructor's standards or expectations (
- How much does your coursework at this college emphasize: Percentage chose Quite a bit or Very Much
  - Analyzing the basic elements of an idea, experience, or theory
  - Worked with classmates outside of class to prepare class assignments
  - Memorizing facts, ideas, or methods from your courses and readings so you can repeat them in pretty much the same form
  - Synthesizing and organizing ideas, information, or experiences in new ways
  - Making judgments about the value or soundness of information, arguments, or methods
  - Applying theories or concepts to practical problems or in new situations
  - Using information you have read or heard to perform a new skill
- During the current school year:
  - How many papers or reports of any length did you write

*Source: 2012 CCSSE data*



# Academic Challenge

How much does your coursework at this college emphasize: Percentage chose Quite a bit or Very Much	Less than full time	Full time
Worked harder than you thought you could to meet an instructor's standards or expectations	46%	56%
Analyzing the basic elements of an idea, experience, or theory	66%	76%
Memorizing facts, ideas, or methods from your courses and readings so you can repeat them in pretty much the same form	64%	72%
Synthesizing and organizing ideas, information, or experiences in new ways	59%	66%
Making judgments about the value or soundness of information, arguments, or methods	52%	63%
Applying theories or concepts to practical problems or in new situations	58%	62%
Using information you have read or heard to perform a new skill	58%	68%
<b>During the current school year:</b>		
How many papers or reports of any length did you write (less than 5)	44%	25%

# Student-Faculty Interaction

---

- During the current school year, how often have you:
  - Used e-mail to communicate with an instructor
  - Discussed grades or assignments with an instructor
  - Received prompt feedback (written or oral) from instructors on your performance

# Student-Faculty Interaction

---

<b>During the current school year, how often have you:</b>	<b>Less than full time</b>	<b>Full time</b>
Used email to communicate with an instructor	53%	62%
Discussed grades or assignments with an instructor	41%	51%
Received prompt feedback (written or oral) from instructors on your performance	58%	62%

Students who responded often or very often

# Support for Learners

---

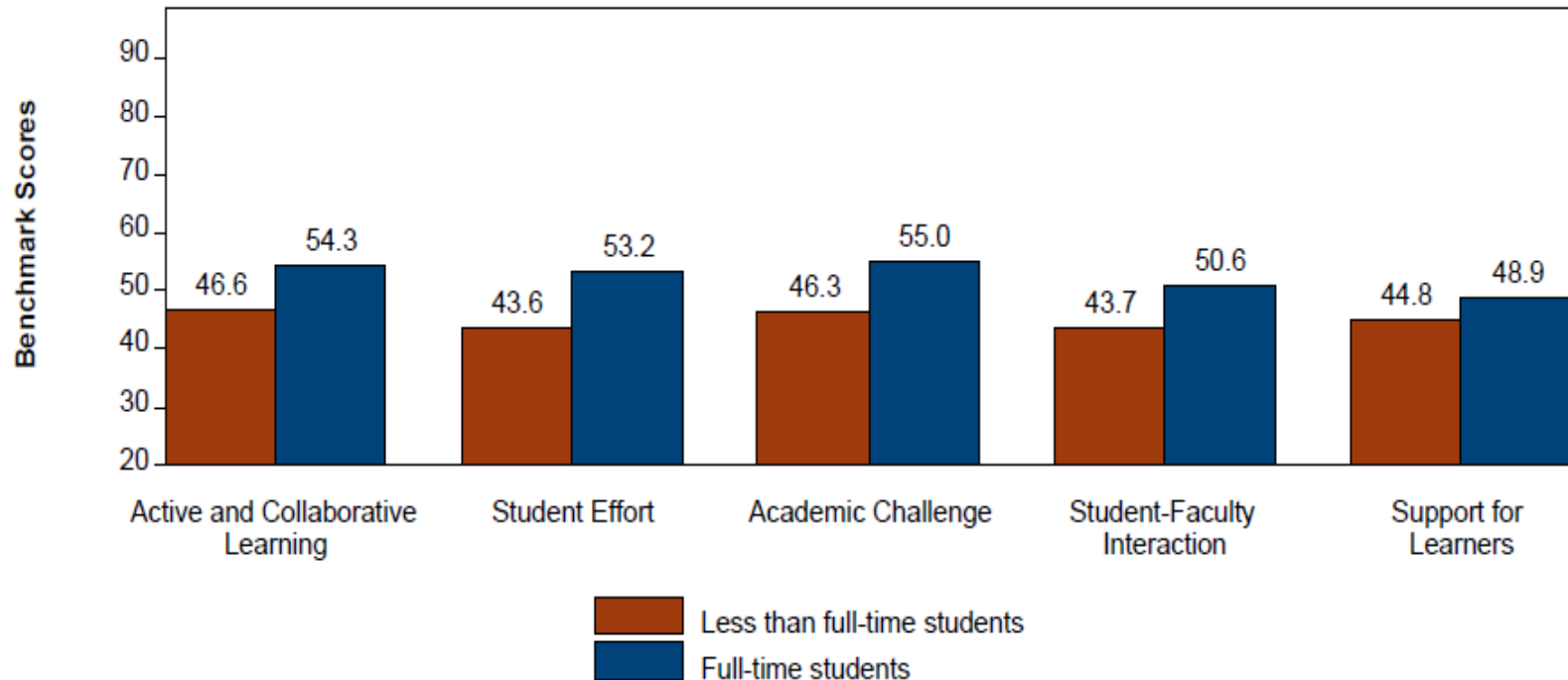
- How much does this college emphasize:
  - Providing the support you need to help you succeed at this college
  - Providing the support you need to thrive socially
  - Providing the financial support you need to afford your education
  - Encouraging contact among students from different economic, social, and racial or ethnic backgrounds
  - Helping you cope with your nonacademic responsibilities (work, family, etc)
  
- During the current school year, how often have you:
  - Used academic advising/planning services
  - Used career counseling services
  - Used Financial Aid assistance
  - Used Child Care
  - Used Computer Lab
  - Used Student Organization
  - Used Transfer assistance

*Source: 2012 CCSSE data*

# Support for Learners

How much does this college emphasize: Percent saying Quite a bit or Very Much	Less than full time	Full time
Providing the support you need to help you succeed at this college	68%	72%
Encouraging contact among students from different economic, social, and racial or ethnic backgrounds	49%	54%
Helping you cope with your nonacademic responsibilities (work, family, etc)	23%	24%
Providing the support you need to thrive socially	34%	31%
Providing the financial support you need to afford your education	34%	49%
During the current school year, how often have you (responding Sometimes or Often)	Less than full time	Full time
Used academic advising/planning services	41%	58%
Used career counseling services	25%	34%
Used Job Placement services	10%	10%
Used Financial Aid assistance	32%	42%
Used Child Care	4%	5%
Used Computer Lab	48%	65%
Used Student Organization	15%	20%
Used Transfer assistance	27%	37%

# Benchmarks comparison FT vs PT students





# Key Facts about Community Colleges



# Key Facts about Community Colleges

---

- *Most community college students are enrolled part-time. Many students, even full-time students, work nearly full-time.*
- *Connected colleges effectively connect with their students and encourage them to build the relationships — with faculty, staff, other students — that are essential to student success.*
- Studies consistently show, for example, that community college students who participate in orientation programs are more likely to be engaged in their studies.
- Forty percent of all first-time freshmen enroll at community colleges. Additionally, 43% of all African-American college students and 52% of all Hispanic students are enrolled at community colleges

---

# What are we going to do now?

